



REAL INCOME FUND

28 February 2009

FRATER

UNIT TRUSTS

The Fraters Real Income Fund is a domestic asset allocation fund that will provide investors with the opportunity to achieve moderate capital appreciation with a high level of income. The fund is actively managed and aims to achieve the highest sustainable income payout that is possible without eroding the fund's inflation adjusted capital base. The fund aims to grow this income and the underlying capital of the fund in line with inflation (CPIX). Fraters signed the United Nations Principles for Responsible Investment (PRI) in May 2006. In signing the PRI, we have committed to adopt and implement them where consistent with our fiduciary responsibilities. We believe that this improves our ability to meet commitments to investors as well as better align our investment activities with the broader interests of society. Fraters was the first South African investment manager to sign the PRI.

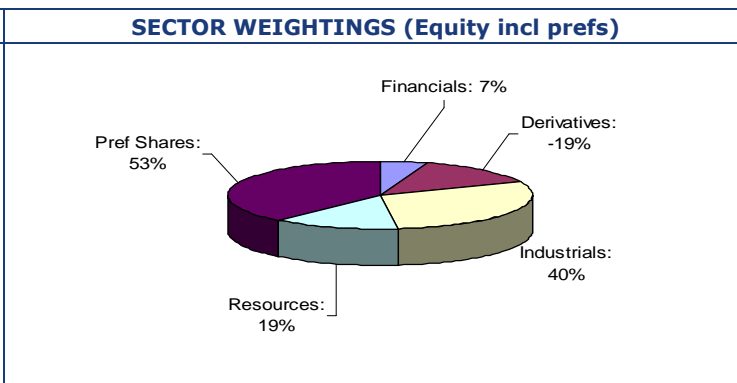
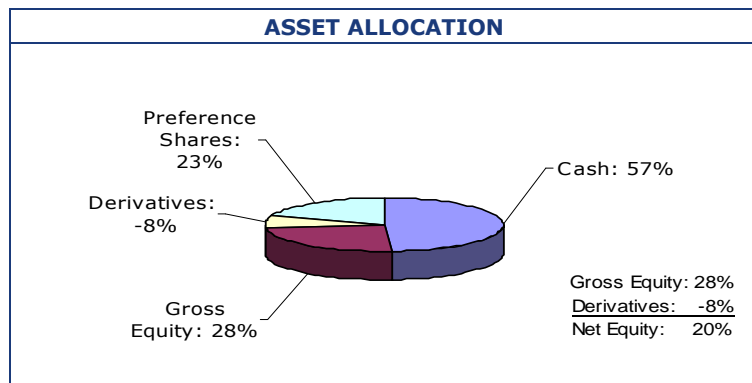
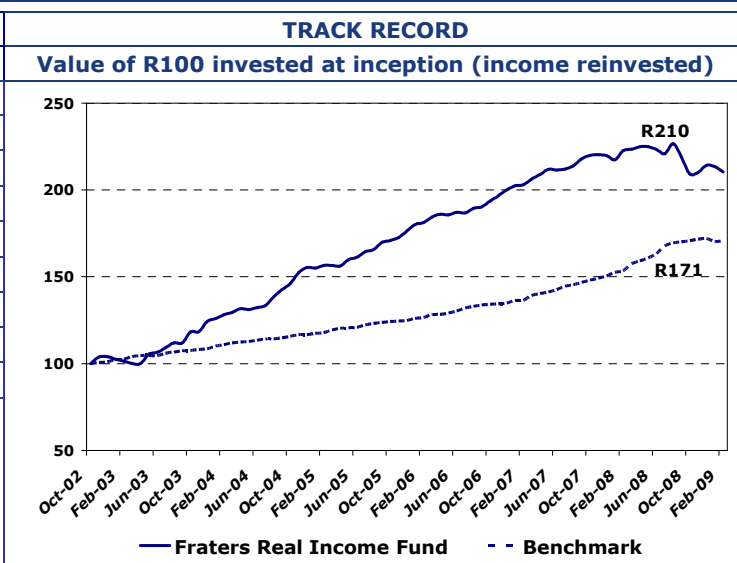
Sector	Domestic Asset Allocation Targeted Absolute and Real Return	Minimum lump sum / debit order	R10 000 / R1 000
Portfolio manager	Frater Asset Management – Terence Craig and Matthew Kreeve		
Launch date	October 2002	Maximum initial advisor fee	3.42% (incl. VAT)
Current size	R586 million	Annual management fee	1.37% (incl. VAT)
Benchmark	CPIX + 3% over a rolling 36 months	NAV price (cents)	148.40

PORTFOLIO		
Performance and risk statistics		
	Fund	Benchmark
Since inception (un-annualised)	110.5%	70.8%
Year to date	-1.7%	-0.7%
Last 12 months	-5.5%	11.3%
3 year (annualised)	5.1%	10.5%
5 year (annualised)	10.4%	9.0%
5 year volatility	5.0%	2.1%
Maximum drawdown (since inception)	-7.7%	-1.0%
5 year Sortino Ratio	1.16	0.91

Figures quoted are from Frater Asset Management, for period ended February 2009, for a lump sum investment, using NAV-NAV prices with income distributions reinvested.

TER: 1.38%

The Fraters Real Income Fund Class A has a Total Expense Ratio (TER) of 1.38% pa. This means 1.38% of the average Net Asset Value of the portfolio was incurred as charges, levies and fees. A higher TER does not necessarily imply a poor return, nor does a low TER imply a good return. The current TER cannot be regarded as an indication of future TERs.



TOP 10 HOLDINGS (% of Equity incl prefs)

	%		%
NEDBANK PREFS	25.2	INVESTEC PREFS	3.9
STD BANK PREFS	11.3	MEDI-CLINIC	3.6
TELKOM	4.4	BUSINESS CONNEXION	3.4
HOWDEN	4.4	CAPITEC PREFS	3.3
ANGLOGOLD	4.0	GOLD FIELDS	3.1
		TOTAL	66.6

INCOME DISTRIBUTION

Date	Distribution (cpu)	Dividend (cpu)	Interest (cpu)
Sep 2008	4.20	2.58	1.62
Dec 2008	1.85	0.52	1.33

The Fraters Real Income Fund declares a distribution quarterly.

STATUTORY INFORMATION

Performance figures include income distributions and are calculated after management fees. FRATER ASSET MANAGEMENT is approved by the Financial Services Board as a Discretionary Financial Services Provider (licence number 663).

CONTACT DETAILS

Natalie Smith or Ian Jones
e-mail: info@fraters.co.za
Tel: 021 426 1313
Fax: 021 426 1000

Collective Investment Schemes in Securities (CIS) are generally medium to long term investments. The value of participatory interests may go down as well as up and past performance is not necessarily a guide to the future. CIS prices are calculated on a net asset value basis which is the total value of all assets in the portfolio including any income accrual and less all permissible deductions from the portfolio. CIS are traded at ruling prices and can engage in borrowing and scrip lending. Different classes of participatory interests apply to these portfolios and are subject to different fees and charges. A schedule of fees and charges and maximum commissions is available on request from the company/scheme. Commission and incentives may be paid and if so, would be included in the overall costs. Forward pricing is used. The funds are valued daily at 15h00. The portfolios may be closed. Frater Unit Trust Management Company Limited is a member of the Association of Collective Investments (ACI).