



## FLEXIBLE FUND

31 July 2008

# FRATER

UNIT TRUSTS

The Fraters Flexible Fund aims to achieve a steady growth of capital and income for investors. The fund has been designed to operate as flexibly as possible within the constraints of the South African market. The fund is actively managed and is able to invest in equities, fixed interest instruments, listed property and cash. The Fraters Flexible Fund is Fraters' "best view" on domestic asset allocation, combined with individual instrument selection based on bottom-up research conducted by our in-house research team.

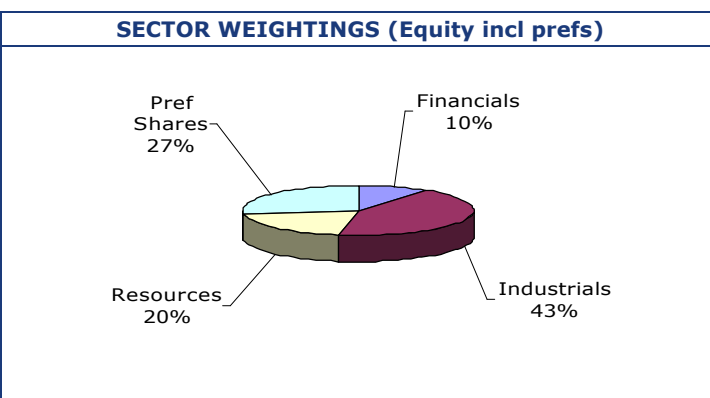

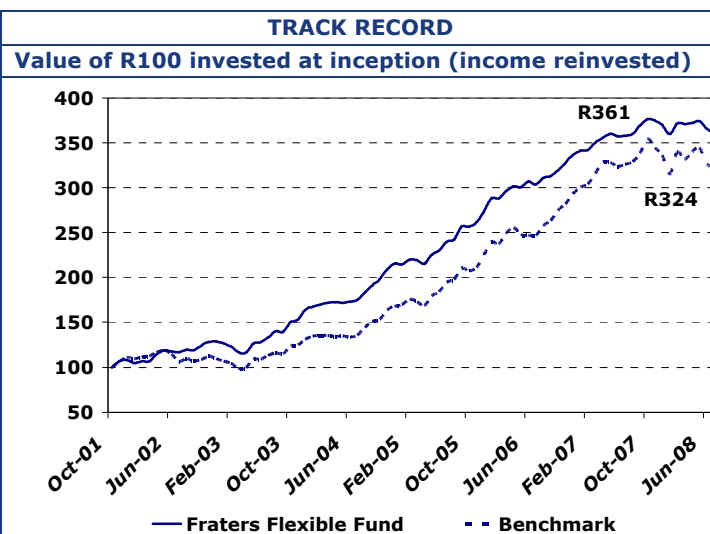
Sector	Domestic Asset Allocation Flexible	Minimum lump sum / debit order	R10 000 / R1 000
Portfolio manager	Frater Asset Management - Terence Craig	Maximum initial advisor fee	3.42% (incl. VAT)
Launch date	October 2001	Annual management fee	1.71% (incl. VAT)
Current size	R697 million	NAV Price (cents)	279.84
Benchmark	FTSE/JSE All Share Index (45%); F&I Index (25%); PUT Index (5%); ALBI (15%); Cash (10%)		

PORTFOLIO		
Performance and risk statistics		
	Fund	Benchmark
Since inception (un-annualised)	261.2%	224.0%
Year to date	-2.3%	-3.6%
Last 12 months	0.9%	-0.6%
3 year (annualised)	14.6%	18.5%
5 year (annualised)	22.1%	23.4%
5 year volatility	7.9%	11.0%
Maximum drawdown (since inception)	-9.6%	-16.8%
5 year Sortino Ratio	4.13	2.69

Source: Frater Asset Management

**TER: 1.72%.**

The Fraters Flexible Fund Class A has a Total Expense Ratio (TER) of 1.72%p.a. This means 1.72% of the average Net Asset Value of the portfolio was incurred as charges, levies and fees. A higher TER does not necessarily imply a poor return, nor does a low TER imply a good return. The current TER cannot be regarded as an indication of future TER's.



TOP 10 HOLDINGS (% of Equities incl Prefs)			
	%		%
NEDBANK Prefs	15.4	MEDI-CLINIC	3.5
STD BANK Prefs	8.3	TONGAAT	3.3
TELKOM	4.6	ANGLOGOLD	3.1
MONDI PLC	4.0	GOLD FIELDS	3.1
REMGRO	3.6	RICHEMONT	3.0
		<b>TOTAL</b>	<b>51.9</b>

INCOME DISTRIBUTION			
Date	Distribution (cpu)	Dividend (cpu)	Interest (cpu)
Sep 2007	6.29	1.22	5.07
Mar 2008	9.67	2.71	6.96

The Fraters Flexible Fund declares a distribution half yearly.

STATUTORY INFORMATION	
1. Performance figures include income distributions and are calculated after management fees.	
2. FRATER ASSET MANAGEMENT is approved by the Financial Services Board as a Discretionary Financial Services Provider (licence number 663).	

CONTACT DETAILS	
Ian Jones Brenda Lambrick - Administration	e-mail: <a href="mailto:info@fraters.co.za">info@fraters.co.za</a>
Tel: 021 426 1313	Fax: 021 426 1000

Collective Investment Schemes in Securities (CIS) are generally medium to long term investments. The value of participatory interests may go down as well as up and past performance is not necessarily a guide to the future. CIS prices are calculated on a net asset value basis which is the total value of all assets in the portfolio including any income accrual and less all permissible deductions from the portfolio. CIS are traded at ruling prices and can engage in borrowing and scrip lending. Different classes of participatory interests apply to these portfolios and are subject to different fees and charges. A schedule of fees and charges and maximum commissions is available on request from the company/scheme. Commission and incentives may be paid and if so, would be included in the overall costs. Forward pricing is used. The funds are valued daily at 15h00. The portfolios may be closed. Frater Unit Trust Management Company Limited is a member of the Association of Collective Investments (ACI).