

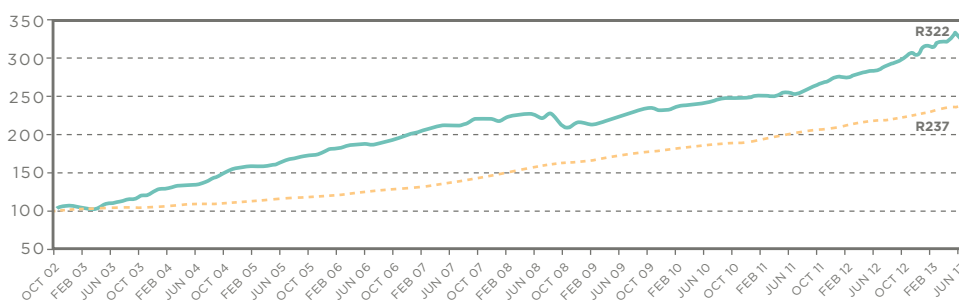
FUND OBJECTIVE

The Element Real Income Fund is a South African Multi Asset fund that will provide investors with the opportunity to achieve moderate capital appreciation with a high level of income. The fund is actively managed and aims to achieve the highest sustainable income payout that is possible without eroding the fund's inflation adjusted capital base. The fund aims to grow this income and the underlying capital of the fund in line with inflation (CPI). The fund complies with the legislation governing retirement funds i.e. Regulation 28 of the Pension Funds Act (Act 24 of 1956). Element Investment Managers signed the United Nations Principles for Responsible Investment (PRI) in May 2006. In signing the PRI, we have committed to adopt and implement them where consistent with our fiduciary responsibilities. We believe that this improves our ability to meet commitments to investors as well as better align our investment activities with the broader interests of society. Element Investment Managers is the first South African investment manager to sign the PRI.

SUITABLE FOR INVESTORS WHO:

- Are nearing retirement or who have already retired
- Seek a reasonable income with some capital growth
- Are risk averse
- Require the preservation of capital over any rolling three-year period

TRACK RECORD



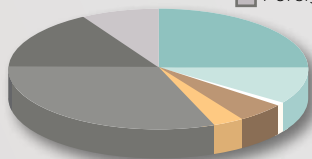
— Element Real Income Fund Value of R100 invested at inception (income reinvested)
- - - Benchmark

PERFORMANCE (Net of fees)

	Fund	Benchmark
Since inception (un-annualised)	221.9%	136.8%
Since inception (annualised)	11.6%	8.4%
5 year (annualised)	7.6%	8.4%
3 year (annualised)	10.1%	8.4%
Last 12 months	14.4%	8.6%

ASSET ALLOCATION

Net Equity	23%	Inflation-linked Bonds	3%
Listed Property	12%	Money Market incl. Cash	32%
Nominal Bonds	7%	Foreign Equity*	15%
		Foreign Income*	8%



*Hedged currency exposure: 11.2%

RISK STATISTICS

	Fund
Maximum drawdown (since inception)	-7.6%
5 year Sortino Ratio	0.54
5 year volatility	4.6%

SECTOR ALLOCATION (% of equities, excl. pref shares)

Index	Allocation
FTSE/JSE All Share Index	5%
Element Real Income Fund	40%
REAL ESTATE	26%
RESOURCES	20%
INDUSTRIALS	54%
FINANCIALS	27%
	15%
	13%

INCOME DISTRIBUTION (Last 12 months)

Date	Distribution (cpu)	Local Dividend (cpu)	Foreign Dividend (cpu)	Local Interest (cpu)	Foreign Interest (cpu)
September 12	1.97	0.42	0.11	1.32	0.12
December 12	1.84	0.19	0.07	1.43	0.15
March 13	1.71	0.18	0.03	1.37	0.13
June 13	2.01	0.31	0.09	1.31	0.30

The Element Real Income Fund declares a distribution quarterly.


STATUTORY INFORMATION

Figures quoted are from Element Investment Managers (Pty) Limited, for the period ended June 2013, for a lump sum investment, using NAV-NAV with income distributions reinvested. Stats SA replaced CPIX with CPI from January 2009. Benchmark figures quoted are CPIX+3% up to December 2008 and CPI+3% thereafter. Collective Investment Schemes in Securities (CIS) are generally medium- to long-term investments. The value of participatory interests may go down as well as up and past performance is not necessarily a guide to the future. CIS prices are calculated on a Net Asset Value (NAV) basis, which is the total value of all assets in the portfolio, including any income accrual and less all permissible deductions from the portfolio. CIS are traded at ruling prices and can engage in borrowing and scrip lending. Different classes of participatory interests apply to this portfolio and are subject to different fees and charges. A schedule of fees, charges and maximum commissions is available on request from Element Unit Trusts Limited. Commission and incentives may be paid and if so, would be included in the overall costs. Fluctuations or movements in exchange rates may cause the value of underlying international investments to go up or down. This portfolio is valued daily at 15h00 and forward pricing is used. The portfolio may be closed. Element Unit Trusts Limited is a full member of the Association for Savings & Investment SA (ASISA).

CONTACT DETAILS

TEL +27 21 426 1313 FAX +27 21 426 1000 info@elementim.co.za www.elementim.co.za
8TH FLOOR 125 BUITENGRACHT ST CAPE TOWN 8001 PO BOX 13 CAPE TOWN 8000 REPUBLIC OF SOUTH AFRICA

RISK PROFILE



PORTFOLIO MANAGERS

Terence Craig
Johny Lambridis
Jezeze Hattingh

LAUNCH DATE

October 2002

CURRENT SIZE

R306 million

NAV PRICE

188.93 cents

BENCHMARK

CPI+3%

FUND CLASSIFICATION

South African Multi Asset
Low Equity

FUND INFORMATION

Minimum investment
R5 000 lump sum
R500 debit order

Maximum initial advisor fee
3.42% (incl. VAT)

Annual management fee
1.37% (incl. VAT)

TER

1.59%*

TOP 10 SHARE HOLDINGS

(excl. pref shares)

SHARE	% OF FUND
ALTECH***	3.1
SASOL	1.7
ANGLOS**	1.4
ANGLOGOLD	1.0
TONGAAT	0.7
HOWDEN	0.7
OLD MUTUAL PLC	0.7
TSOGO SUN	0.7
REINET	0.6
STANDARD BANK	0.6
TOTAL	11.2

**Including Anglo American Stub Certificates
***Altech is subject to a take-over offer from its parent company

*The Element Real Income Fund Class A has a Total Expense Ratio (TER) of 1.59% pa. This means 1.59% of the average Net Asset Value of the portfolio was incurred as charges, levies and fees. A higher TER does not necessarily imply a poor return, nor does a low TER imply a good return. The current TER cannot be regarded as an indication of future TERs.