

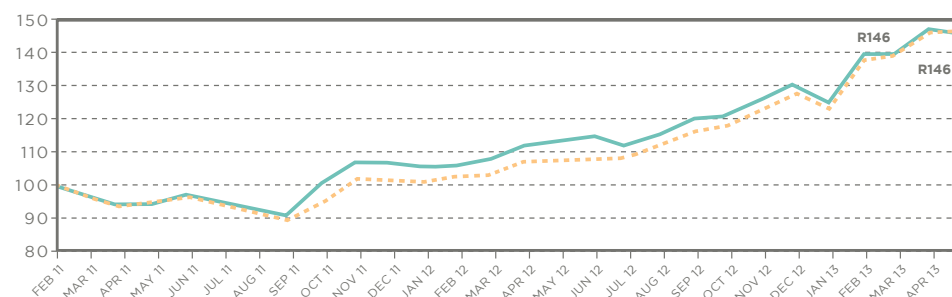
**FUND OBJECTIVE**

The Element Global Equity Fund is a rand denominated global general equity fund that invests in a concentrated portfolio of highest conviction global equity securities. The fund will focus on achieving long-term capital appreciation without concentrating on income requirements. The fund aims to achieve this growth for investors by investing in a spread of equity securities across the globe, listed on exchanges that are full members of the World Federation of Exchanges, thereby creating an internationally diversified portfolio for investors. Epoch Investment Partners, a global equity manager, will assist the equity selection process. Epoch is an investment firm with a suitable alignment of investment philosophies, processes and ethos to our firm.

**SUITABLE FOR INVESTORS WHO:**

- Have an appetite for global equity exposure without having to purchase foreign currency
- Seek exposure to global equities to provide long-term capital growth

**TRACK RECORD**



— Element Global Equity Fund Value of R100 invested at inception (income reinvested)  
- - - Benchmark

**PERFORMANCE IN ZAR TERMS (Net of fees)**

	Fund	Benchmark
Since inception (un-annualised)	45.8%	45.5%
Since inception (annualised)	18.4%	18.3%
Last 12 months	28.7%	35.4%

**TOP 10 SHARE HOLDINGS (excl. pref shares)**

SHARE	COUNTRY	% OF FUND
CME GROUP INC	United States	4.1%
UNITEDHEALTH GROUP INC	United States	4.0%
AMERICAN INTL GROUP INC	United States	3.9%
BOEING CO	United States	3.8%
SES	France	3.7%
NATIONAL OILWELL VARCO	United States	3.7%
CITIGROUP INC	United States	3.6%
SAFRAN SA	France	3.6%
MARSH & MCLENNAN COS	United States	3.6%
CVS CAREMARK CORP	United Kingdom	3.6%

<b>TOTAL</b>	<b>37.6%</b>
<b>CASH</b>	<b>3.4%</b>

**INCOME DISTRIBUTION (Last 12 months)**

Date	Distribution (cpu)	Foreign Dividend (cpu)	Foreign Interest (cpu)	Local Interest (cpu)
September 12	0.00	0.00	0.00	0.00
March 13	0.00	0.00	0.00	0.00

The Element Global Equity Fund declares a distribution half yearly.

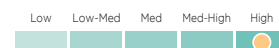
**STATUTORY INFORMATION**

Figures quoted are from Element Investment Managers (Pty) Limited, for the period ended April 2013, for a lump sum investment, using NAV-NAV with income distributions reinvested. Collective Investment Schemes in Securities (CIS) are generally medium- to long-term investments. The value of participatory interests may go down as well as up and past performance is not necessarily a guide to the future. CIS prices are calculated on a Net Asset Value (NAV) basis, which is the total value of all assets in the portfolio, including any income accrual and less all permissible deductions from the portfolio. CIS are traded at ruling prices and can engage in borrowing and scrip lending. A schedule of fees, charges and maximum commissions is available on request from Element Unit Trusts Limited. Commission and incentives may be paid and if so, would be included in the overall costs. Fluctuations or movements in exchange rates may cause the value of underlying international investments to go up or down. This portfolio is valued daily at 15h00 and forward pricing is used. The portfolio may be closed. Element Unit Trusts Limited is a full member of the Association for Savings & Investment SA (ASISA).

**CONTACT DETAILS**

TEL +27 21 426 1313 FAX +27 21 426 1000 info@elementim.co.za www.elementim.co.za  
8TH FLOOR 125 BUITENGRACHT ST CAPE TOWN 8001 PO BOX 13 CAPE TOWN 8000 REPUBLIC OF SOUTH AFRICA

**RISK PROFILE**



**PORTFOLIO MANAGERS**

Terence Craig  
Johny Lambridis

**LAUNCH DATE**

February 2011

**CURRENT SIZE**

R125 million

**NAV PRICE**

142.88 cents

**BENCHMARK**

MSCI World Index  
Total Return

**FUND CLASSIFICATION**

Global Equity General

**FUND INFORMATION**

**Minimum Investment**  
R5 000 lump sum

**Maximum initial advisor fee**  
3.42% (incl. VAT)

**Annual management fee**  
1.995% (incl. VAT)

**TER**

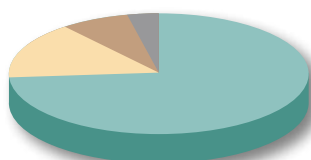
2.23%\*

**RISK STATISTICS**

	Fund	Benchmark
Maximum drawdown (since inception)	-8.3%	-10.9%

**GEOGRAPHICAL ALLOCATION (EQUITIES)**

United States	72%	United Kingdom	7%
Rest of Europe	18%	Asia	3%



**SECTOR ALLOCATION (% of equities, excl. pref shares)**

Category	Element Global Equity Fund	Benchmark
INDUSTRIALS	63%	61%
FINANCIALS	21%	21%
RESOURCES	16%	18%
MSCI World Index	-	-

\*The Element Global Equity Fund Class B has a Total Expense Ratio (TER) of 2.23% pa. This means 2.23% of the average Net Asset Value of the portfolio was incurred as charges, levies and fees. A higher TER does not necessarily imply a poor return, nor does a low TER imply a good return. The current TER cannot be regarded as an indication of future TERs.