

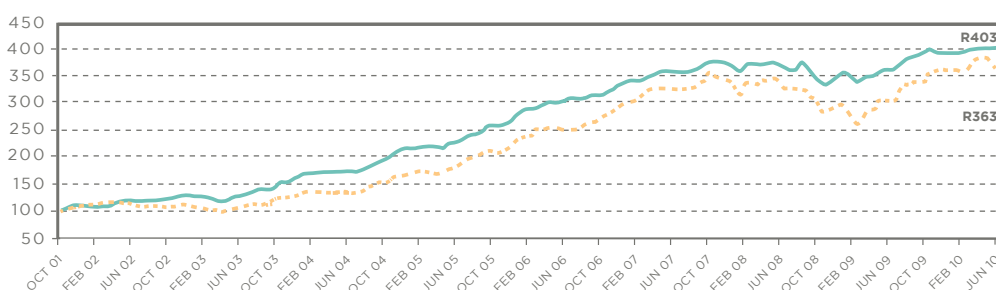
**FUND OBJECTIVE:**

The Element Flexible Fund aims to achieve a steady growth of capital and income for investors. The fund is actively managed and has been designed to operate as flexibly as possible within the constraints of the South African market. The Element Flexible Fund is Element Investment Managers' "best view" on domestic asset allocation, combined with individual instrument selection based on bottom-up research conducted by our in-house research team. Element Investment Managers signed the United Nations Principles for Responsible Investment (PRI) in May 2006. In signing the PRI, we have committed to adopt and implement them where consistent with our fiduciary responsibilities. We believe that this improves our ability to meet commitments to investors as well as better align our investment activities with the broader interests of society. Element Investment Managers is the first South African investment manager to sign the PRI.

**SUITABLE FOR INVESTORS WHO:**

- Have a moderate risk profile with a medium- to long-term investment time horizon
- Have low income requirements
- Need capital growth at low risk of capital loss
- Seek inflation-beating returns with limited downside risk

**TRACK RECORD**



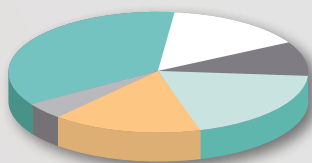
Value of R100 invested at inception (income reinvested)

**PERFORMANCE (Net of fees)**

	Fund	Benchmark
Since inception (un-annualised)	302.7%	262.9%
Since inception (annualised)	17.4%	16.0%
Last 12 months	11.7%	19.8%
3 year (annualised)	4.1%	3.9%
5 year (annualised)	11.9%	14.5%

**ASSET ALLOCATION**

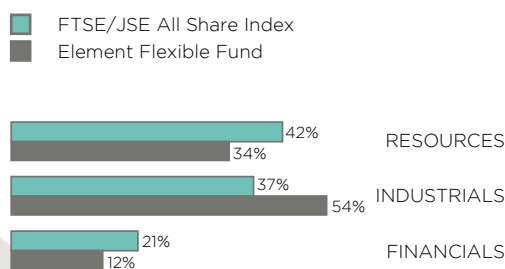
NET EQUITY	38%	HEDGED EQUITY	15%
BONDS	18%	CASH	8%
FOREIGN CASH	18%	PREF SHARES	3%



**RISK STATISTICS**

	Fund	Benchmark
Maximum drawdown (since inception)	-10.7%	-25.9%
5 year Sortino Ratio	0.86	0.89
5 year volatility	7.8%	13.1%

**SECTOR ALLOCATION (% of equities, excl. pref shares)**



**INCOME DISTRIBUTION (Last 12 months)**

Date	Distribution (cpu)	Dividend (cpu)	Local Interest (cpu)	Foreign Interest (cpu)
September 09	5.96	3.91	2.05	0.00
March 10	1.50	0.40	1.09	0.01

The Element Flexible Fund declares a distribution half yearly.

**STATUTORY INFORMATION**

Figures quoted are from Element Investment Managers (Pty) Limited, for the period ended June 2010, for a lump sum investment, using Class A NAV-NAV prices with income distributions reinvested. Collective Investment Schemes in Securities (CIS) are generally medium to long term investments. The value of participatory interests may go down as well as up and past performance is not necessarily a guide to the future. CIS prices are calculated on a net asset value (NAV) basis which is the total value of all assets in the portfolio, including any income accrual and less all permissible deductions from the portfolio. CIS are traded at ruling prices and can engage in borrowing and scrip lending. Different classes of participatory interests apply to this portfolio and are subject to different fees and charges. A schedule of fees and charges and maximum commissions is available on request from the company/scheme. Commission and incentives may be paid and if so, would be included in the overall costs. Fluctuations or movements in exchange rates may cause the value of underlying international investments to go up or down. This portfolio is valued daily at 15h00 and forward pricing is used. The portfolio may be closed. Element Unit Trusts Limited is a full member of the Association for Savings & Investment SA (ASISA).

**CONTACT DETAILS**

NATALIE SMITH IAN JONES  
TEL +27 21 426 1313 FAX +27 21 426 1000 info@elementim.co.za www.elementim.co.za  
8TH FLOOR 125 BUITENGRACHT ST CAPE TOWN 8001 PO BOX 13 CAPE TOWN 8000 REPUBLIC OF SOUTH AFRICA

**PORTFOLIO MANAGERS**

Terence Craig  
Matthew Kreeve

**LAUNCH DATE**

October 2001

**CURRENT SIZE**

R603 million

**NAV Price**

284.97 cents

**BENCHMARK**

FTSE/JSE All Share Index (45%);  
F&I Index (25%); PUT Index (5%);  
ALBI (15%); Cash (10%)

**FUND CLASSIFICATION**

Domestic Asset Allocation  
- Flexible

**FUND INFORMATION**

Minimum lump sum /  
debit order  
R5 000 lump sum  
R500 debit order

Maximum initial advisor fee  
3.42% (incl. VAT)

Annual management fee  
1.71% (incl. VAT)

**TER**

1.72%\*

**TOP TEN SHARE HOLDINGS**

(% of equities, excl. pref shares)

SHARE	% OF EQUITY
SASOL	8.4
ANGLOGOLD	7.3
MTN GROUP	7.0
TONGAAT	5.3
GOLD FIELDS	5.3
REINET	4.5
BIDVEST	4.5
MONDI PLC	4.2
REMGRO	3.7
HOWDEN	3.6
<b>TOTAL</b>	<b>53.8</b>

\*The Element Flexible Fund Class A has a Total Expense Ratio (TER) of 1.72% p.a. This means 1.72% of the average Net Asset Value of the portfolio was incurred as charges, levies and fees. A higher TER does not necessarily imply a poor return, nor does a low TER imply a good return. The current TER cannot be regarded as an indication of future TERs.