

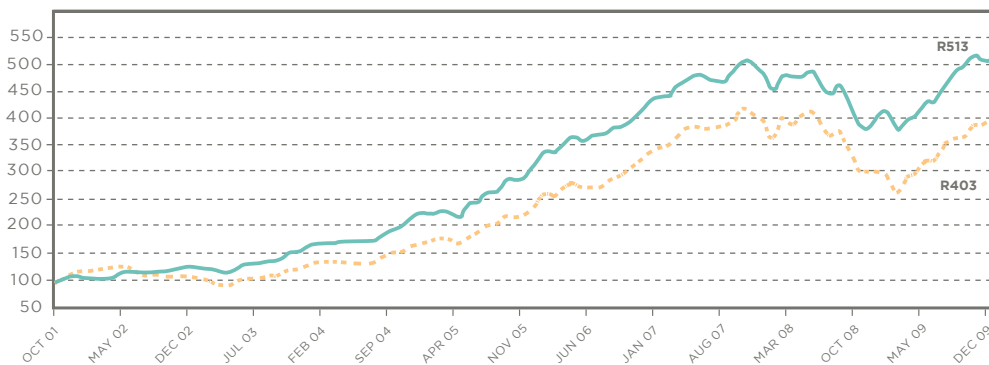
**FUND OBJECTIVE:**

The Element Earth Equity Fund is an actively managed, domestic general equity fund that aims to provide investors with the opportunity to achieve long-term capital appreciation with a moderate level of income. This fund will be at least 95% invested in equities at all times. Element Investment Managers signed the United Nations Principles for Responsible Investment (PRI) in May 2006. In signing the PRI, we have committed to adopt and implement them where consistent with our fiduciary responsibilities. We believe that this improves our ability to meet commitments to investors as well as better align our investment activities with the broader interests of society. Element Investment Managers is the first South African investment manager to sign the PRI.

**SUITABLE FOR INVESTORS WHO:**

- Are in their wealth build up phase
- Have a long term investment time horizon, typically more than 5 years
- Do not have any income requirements
- Seek capital growth and are comfortable with short-term volatility

**TRACK RECORD**




— Element Earth Equity Fund Value of R100 invested at inception (income reinvested)  
- - - Benchmark

**PERFORMANCE (Net of fees)**

	Fund	Benchmark
Since inception (un-annualised)	412.6%	303.0%
Since inception (annualised)	22.2%	18.6%
Last 12 Months	26.5%	31.5%
3 year (annualised)	5.9%	6.2%
5 year (annualised)	18.0%	19.0%

**ASSET ALLOCATION**

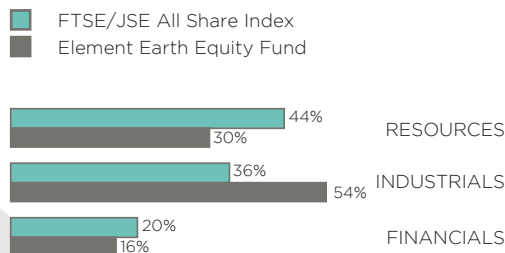
EQUITY	98%
CASH	2%



**RISK STATISTICS**

	Fund	Benchmark
Maximum drawdown (since inception)	-25.5%	-37.6%
5 year Sortino ratio	1.19	1.01
5 year volatility	14.1%	17.6%

**SECTOR ALLOCATION**



**INCOME DISTRIBUTION (Last 12 months)**

Date	Distribution (cpu)	Dividend (cpu)	Interest (cpu)
March 2009	7.16	6.61	0.55
September 2009	8.31	7.95	0.36

The Element Earth Equity Fund declares a distribution half yearly.

**STATUTORY INFORMATION**

Figures quoted are from Element Investment Managers, for the period ended December 2009, for a lump sum investment, using NAV-NAV prices with income distributions reinvested. Collective Investment Schemes in Securities (CIS) are generally medium to long term investments. The value of participatory interests may go down as well as up and past performance is not necessarily a guide to the future. CIS prices are calculated on a net asset value basis which is the total value of all assets in the portfolio including any income accrual and less all permissible deductions from the portfolio. CIS are traded at ruling prices and can engage in borrowing and scrip lending. Different classes of participatory interests apply to these portfolios and are subject to different fees and charges. A schedule of fees and charges and maximum commissions is available on request from the company/scheme. Commission and incentives may be paid and if so, would be included in the overall costs. Forward pricing is used. The funds are valued daily at 15h00. The portfolios may be closed. Element Unit Trusts Limited is a full member of the Association for Savings & Investment SA (ASISA).

**CONTACT DETAILS**

NATALIE SMITH IAN JONES  
TEL + 27 21 426 1313 FAX +27 21 426 1000 info@elementim.co.za www.elementim.co.za  
8TH FLOOR 125 BUITENGRACHT ST CAPE TOWN 8001 PO BOX 13 CAPE TOWN 8000 REPUBLIC OF SOUTH AFRICA

**PORTFOLIO MANAGER**

Terence Craig

**LAUNCH DATE**

October 2001

**CURRENT SIZE**

R516 million

**NAV Price**

(cents)  
403.38

**BENCHMARK**

FTSE/JSE All Share Index with 50% down-weighting applied to resources

**FUND CLASSIFICATION**

Domestic General Equity

**FUND INFORMATION**

Minimum lump sum / debit order  
R5 000 lump sum  
R500 debit order

Maximum initial advisor fee  
3.42% (Incl. VAT)

Annual management fee  
1.71% (Incl. VAT)

**TER**

1.72%\*

**TOP TEN SHARE HOLDINGS**

(% of equities, excl. pref shares)

SHARE	% OF EQUITY
MTN GROUP	6.7
ANGLOGOLD	6.6
SASOL	6.2
TONGAAT	5.7
REINET	5.5
BIDVEST	5.2
GOLD FIELDS	4.9
MONDI PLC	4.7
ALTECH	4.5
MEDI-CLINIC	4.2
<b>TOTAL</b>	<b>54.2</b>

\*The Element Earth Equity Fund Class A has a Total Expense Ratio (TER) of 1.72% pa. This means 1.72% of the average Net Asset Value of the portfolio was incurred as charges, levies and fees. A higher TER does not necessarily imply a poor return, nor does a low TER imply a good return. The current TER cannot be regarded as an indication of future TERs.