

Fund Fact Sheet | Minimum Disclosure Document

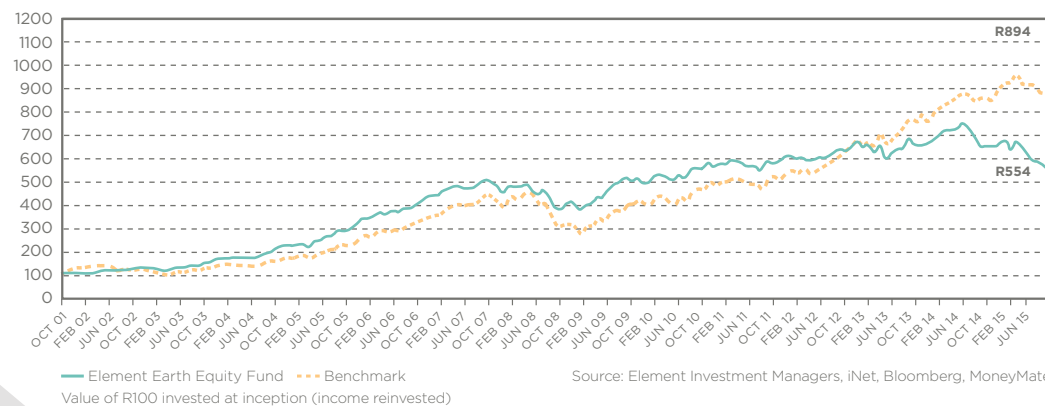
FUND OBJECTIVE

The Element Earth Equity Fund is an actively managed, South African general equity fund that aims to provide investors with the opportunity to achieve long-term capital appreciation with a moderate level of income. This fund will be at least 95% invested in equities at all times. Element Investment Managers signed the United Nations Principles for Responsible Investment (PRI) in May 2006. In signing the PRI, we have committed to adopt and implement them where consistent with our fiduciary responsibilities. We believe that this improves our ability to meet commitments to investors as well as better align our investment activities with the broader interests of society. Element Investment Managers is the first South African investment manager to sign the PRI.

SUITABLE FOR INVESTORS WHO¹:

- Are in their wealth build-up phase
- Have a long-term investment time horizon, typically more than 5 years
- Do not have any income requirements
- Seek capital growth and are comfortable with short-term volatility

TRACK RECORD



RISK PROFILE



PORTFOLIO MANAGER

Terence Craig

ISIN

ZAE000077368

LAUNCH DATE

October 2001

CURRENT SIZE

R63 million

NAV PRICE

406.84 cents

BENCHMARK

FTSE/JSE All Share Index

FUND CLASSIFICATION

South African Equity General

TER

1.77%

PERFORMANCE (Net of fees)²

	Fund	Benchmark	High ³	Low ³
Since inception (un-annualised)	453.5%	794.0%		
Since inception (annualised)	13.1%	17.0%	66.1%	-23.9%
10 year (annualised)	6.7%	14.8%	39.6%	-23.9%
5 year (annualised)	0.1%	14.6%	21.5%	-21.8%
3 year (annualised)	-3.7%	15.4%	21.5%	-21.8%
Last 12 months	-19.2%	4.8%		

Annualised performance quoted is the average return per year over the period.

²Performance figures for Class A.

³Refers to the highest and lowest annualised return over the related period since the inception of the fund.

RISK STATISTICS⁴

	Fund	Benchmark
Maximum drawdown (since inception)	-25.9%	-40.4%
5 year Sortino Ratio	-0.71	1.84
5 year volatility	10.7%	10.7%

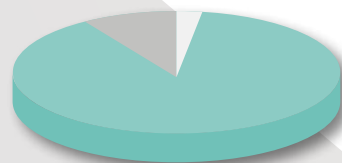
⁴Risk statistics for Class A.

TOP 10 SHARE HOLDINGS

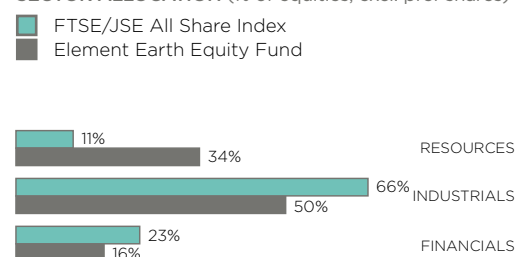
SHARE	% OF FUND
MTN GROUP	6.2
BHP BILLITON	5.7
ANGLOGOLD	5.6
SASOL	5.1
GOLD FIELDS	4.1
STANDARD BANK	4.1
MURRAY & ROBERTS	4.0
NG PALLADIUM ETF	3.7
BARCLAYS GROUP AFRICA	3.7
RCL HOLDINGS	3.1
TOTAL	45.3

ASSET ALLOCATION

Equity	91%
Commodity ETF	7%
Cash	2%



SECTOR ALLOCATION (% of equities, excl. pref shares)



FUND INFORMATION

Minimum investment
R5 000 lump sum
R500 debit order

Maximum initial advisor fee
3.42% (incl. VAT)

Annual management fee
1.71% (incl. VAT)

INCOME DISTRIBUTION (Last 12 months)

Date	Distribution (cpu)	Dividend (cpu)	Interest (cpu)
March 15	1.46	1.32	0.14
September 15	5.82	5.66	0.16

The Element Earth Equity Fund declares a distribution half yearly.

CONTACT DETAILS

TEL +27 21 426 1313 FAX +27 21 426 1000 info@elementim.co.za www.elementim.co.za
25TH FLOOR ATTERBURY HOUSE 9 RIEBEEK ST CAPE TOWN 8001 PO BOX 13 CAPE TOWN 8000 REPUBLIC OF SOUTH AFRICA
ELEMENT UNIT TRUSTS LIMITED IS AN AUTHORISED FINANCIAL SERVICES PROVIDER. A FULL MEMBER OF THE ASSOCIATION FOR SAVINGS & INVESTMENT SA (ASISA) AND IS REGISTERED UNDER THE CIS CONTROL ACT

Fund Fact Sheet | Minimum Disclosure Document

DEFINITIONS

5-Year Volatility: A measure of how much the performance of the Fund has fluctuated over the past 5-year period.

5-Year Sortino: A measure of the excess return per unit of downside risk (or volatility) of the Fund over the past 5-year period.

Maximum drawdown: The largest peak to trough decline in the value of the Fund since inception.

STATUTORY INFORMATION

Figures quoted are from Element Investment Managers (Pty) Limited, for the period ended September 2015, for a lump sum investment, using NAV-NAV figures net of fees with income distributions reinvested on the ex-dividend date.

Collective Investment Schemes in Securities (CIS) prices are calculated on a Net Asset Value (NAV) basis, which is the total value of all assets in the Fund, including any income accrual and less all permissible deductions in terms of the Act, divided by the number of units in issue. Permissible deductions include brokerage, MST, auditor's fees, bank charges, trustee fees and service charges of the manager. Different classes of participatory interests apply to this Fund and are subject to different fees and charges. Performance is shown for the most expensive class of the Fund and individual investor performance may differ as a result of initial fees, actual investment date, date of any subsequent reinvestment and any dividend withholding tax. A schedule of fees, charges and maximum commissions is available on request from the manager. The annual management fee is levied monthly on the daily value of the Fund, and no performance fees are charged. Commission and incentives may be paid and if so, would be included in the overall costs.

CIS are traded at ruling prices and can engage in scrip lending and borrowing (except for the Element Islamic Funds). Transaction cut-off time is at 14h30 daily, and the Fund is valued daily at 15h00 using forward pricing. Fund prices are published each business day at www.elementim.co.za and in select media publications.

CIS are generally medium- to long-term investments. The value of participatory interests may go down as well as up and past performance is not necessarily a guide to the future. The manager does not provide any guarantee with respect to the capital or the return of the Fund. Fluctuations or movements in exchange rates may cause the value of underlying international investments to go up or down.

The Fund may be closed to new investments at any time in order to be managed in accordance with its mandate.

Element Unit Trusts Limited's trustee is Nedbank Limited, PO Box 1144, Johannesburg, 2000, Tel: (011) 534 6557.

TER INFORMATION

The Element Earth Equity Fund Class A has a Total Expense Ratio (TER) of 1.77% pa. This means 1.77% of the average Net Asset Value of the portfolio was incurred as charges, levies and fees. A higher TER does not necessarily imply a poor return, nor does a low TER imply a good return. The current TER cannot be regarded as an indication of future TERs.

GENERAL RISKS

The Risk Profile depicts the relative level of risk based how much the value of the Fund has fluctuated since its inception (or an estimate if the Fund has a track record shorter than ten years), combined with the Fund's maximum allocation to equities which is deemed to be the most risky asset class. The "LOW" end of the risk scale is generally associated with potentially lower rewards whilst a "HIGH" rating reflects higher risk but potentially higher rewards.

SPECIFIC RISKS ASSOCIATED WITH THE FUND INCLUDE:

Macro-economic risk: Investments are sensitive to the developments in the economy, such as changes in interest rates, the value of the currency, the inflation rate, government policies, tax rates, and the Reserve Bank's policies, amongst others.

Liquidity risk: The liquidity of a security (albeit a share or income instrument) is a function of its trading volume. A compression in the volume of securities available for trade could affect the manager's ability to transact, which in turn, could lead to substantial losses for the fund.

Third party operational risk: The Fund's operations depend on third parties. The operational failure of a third-party may have an adverse effect on investors.

RISKS ASSOCIATED WITH INVESTING IN EQUITIES

Non-diversification risk: The Fund aims at minimising company-specific risks through diversification. However, at times, a particular sector may comprise a sizeable proportion of the Fund's total assets and expose it to the risk of non-diversification.

Corporate performance risk: When determining the intrinsic value of a company, we attribute a certain level of future operational performance for this company. However, the company might not perform as per our expectations and this could negatively impact the share price and thus our fund. In the event of a company default, the owners of the company's shares rank last in terms of any financial payment from that company and may receive nothing upon liquidation.

Derivatives risk: The use of derivatives may increase the overall risk in the Fund by multiplying the effect of both gains and losses.

RELATIVE PERFORMANCE RISK

Since the fund is managed with a relatively high tracking error, there is a risk that the fund from time to time performs significantly differently to the benchmark.

'Note that the provided information does not constitute advice. In terms of the Financial Advisory and Intermediary Services Act, Financial Service Providers' (FSPs) should not provide advice to investors without appropriate risk analysis and after a thorough examination of a particular client's financial situation. All information provided is product related, and is not intended to address the specific circumstances of any potential investor.

CONTACT DETAILS

TEL +27 21 426 1313 FAX +27 21 426 1000 info@elementim.co.za www.elementim.co.za
25TH FLOOR ATTERBURY HOUSE 9 RIEBEEK ST CAPE TOWN 8001 PO BOX 13 CAPE TOWN 8000 REPUBLIC OF SOUTH AFRICA
ELEMENT UNIT TRUSTS LIMITED IS AN AUTHORISED FINANCIAL SERVICES PROVIDER, A FULL MEMBER OF THE ASSOCIATION FOR SAVINGS & INVESTMENT SA (ASISA) AND IS REGISTERED UNDER THE CIS CONTROL ACT