

**ELEMENT EARTH EQUITY FUND**  
**Fund Fact Sheet | Minimum Disclosure Document**

**30 JUNE 2017**

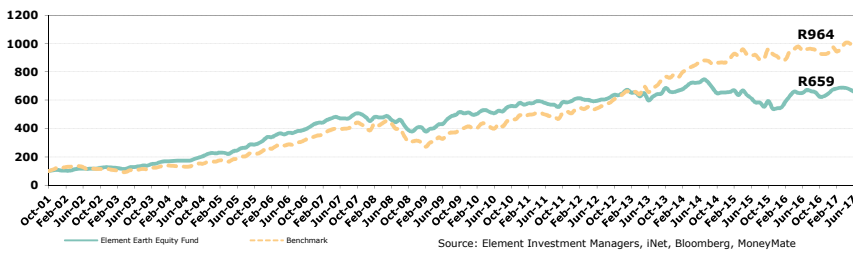
**FUND OBJECTIVE**

The Element Earth Equity Fund is an actively managed, South African equity general fund that aims to provide investors with the opportunity to achieve long-term capital appreciation with a moderate level of income. This fund will be at least 95% invested in equities at all times. Element Investment Managers signed the United Nations Principles for Responsible Investment (PRI) in May 2006. In signing the PRI, we have committed to adopt and implement them where consistent with our fiduciary responsibilities. We believe that this improves our ability to meet commitments to investors as well as better align our investment activities with the broader interests of society. Element Investment Managers was the first South African investment manager to sign the PRI.

**SUITABLE FOR INVESTORS WHO<sup>1</sup>:**

- Are in their wealth build up phase
- Have a long term investment time horizon, typically more than 5 years
- Seek capital growth and are comfortable with short term volatility
- Do not have any income requirements

**TRACK RECORD**



Value of R100 invested at inception (income reinvested)

**RISK PROFILE**  
High

**PORTFOLIO MANAGER**  
Terence Craig

**ISIN**  
ZAE000077368

**LAUNCH DATE**  
October 2001

**CURRENT SIZE**  
R50 million

**NAV PRICE**  
472.1

**BENCHMARK**  
FTSE/JSE All Share Index

**FUND CLASSIFICATION**  
South African Equity - General

**TER, TC AND TIC INFORMATION - CLASS A<sup>5</sup>**

TER: 1.89%  
TC: 0.49%  
TIC: 2.38%

Calculated for the period:  
1 April 2014 to 31 March 2017

**PERFORMANCE (Net of Fees)<sup>2</sup>**

	Fund	Benchmark	High <sup>3</sup>	Low <sup>3</sup>
Since inception (un-annualised)	558.7%	864.4%		
Since inception (annualised)	12.8%	15.6%	66.1%	-23.9%
10 year (annualised)	3.4%	9.3%	33.5%	-23.9%
5 year (annualised)	2.0%	12.2%	22.8%	-21.8%
3 year (annualised)	-3.2%	3.4%	22.8%	-21.8%
Last 12 months	1.1%	1.7%		

**RISK STATISTICS<sup>4</sup>**

	Fund	Benchmark
Maximum drawdown (since inception)	-27.7%	-40.4%
5 Year Sortino Ratio	-0.42	1.21
5 Year volatility	12.7%	10.5%

<sup>4</sup>Risk Statistics for Class A

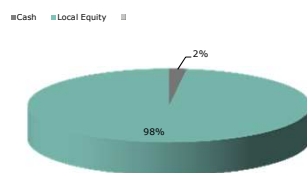
Annualised performance quoted is the average return per year over the period  
<sup>2</sup>Performance figures for Class A

<sup>3</sup>Refers to the highest and lowest actual 12 month return over the related period since the inception of the fund

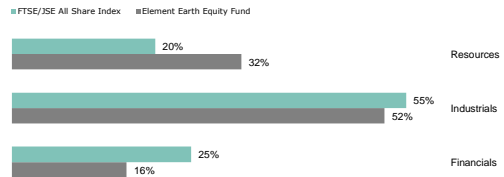
**TOP TEN SHARE HOLDINGS**

SHARE	% OF FUND
ANGLOGOLD	7.9
REINET	6.3
SOUTH 32	6.3
OLD MUTUAL PLC	4.5
ALLIED ELECTRONICS	4.2
MURRAY & ROBERTS	4.0
BHPBILLITON PLC	4.0
SASOL	3.6
INVESTEC PLC	3.3
GLENCORE	3.0
<b>TOTAL</b>	<b>47.1</b>

**ASSET ALLOCATION**



**SECTOR ALLOCATION (% of equities, excl pref shares)**



**FUND INFORMATION**

Minimum investment  
R5 000 lump sum  
R500 debit order

Maximum initial advisor fee  
3.42% (incl. VAT)

Annual management fee  
1.71% (incl. VAT)

**INCOME DISTRIBUTION (Last 12 months)**

Date	Distribution (cpu)	Local Dividend (cpu)	Interest (cpu)	REIT Income (cpu)
September 16	2.85	2.58	0.14	0.13
March 17	1.62	1.40	0.10	0.09

The Element Earth Equity Fund declares a distribution half yearly.

Published date: 13 July 2017

**CONTACT DETAILS**

TEL +27 21 426 1313 FAX +27 21 426 1000 [info@elementim.co.za](mailto:info@elementim.co.za) [www.elementim.co.za](http://www.elementim.co.za)  
405 Manhattan Place, 130 Bree Street, Cape Town, 8000. PO Box 13, Cape Town, 8000

ELEMENT UNIT TRUSTS LIMITED IS AN AUTHORISED FINANCIAL SERVICES PROVIDER, A FULL MEMBER OF THE ASSOCIATION FOR SAVINGS & INVESTMENT SA (ASISA) AND IS REGISTERED UNDER THE CIS CONTROL ACT.

**ELEMENT EARTH EQUITY FUND**  
**Fund Fact Sheet | Minimum Disclosure Document**

**DEFINITIONS**

**5-Year Volatility:** A measure of how much the performance of the Fund has fluctuated over the past 5 year-period.  
**5-Year Sortino:** A measure of the excess return per unit of downside risk (or volatility) of the Fund over the past 5-year period  
**Maximum drawdown:** The largest peak to trough decline in the value of the Fund since inception.

**STATUTORY INFORMATION**

Figures quoted are from Element Investment Managers (Pty) Limited, for the period ended June 2017, for a lump sum investment, using NAV-NAV figures net of fees with income distributions reinvested on the ex-dividend date.

Collective Investment Schemes in Securities (CIS) prices are calculated on a Net Asset Value (NAV) basis, which is the total value of all assets in the Fund, including any income accrual and less all permissible deductions in terms of the Act, divided by the number of units in issue. Permissible deductions include brokerage, MST, auditor's fees, bank charges, trustee fees and service charges of the manager. Different classes of participatory interests apply to this Fund and are subject to different fees and charges. Performance is shown for the most expensive class of the Fund and individual investor performance may differ as a result of initial fees, actual investment date, date of any subsequent reinvestment and any dividend withholding tax. A schedule of fees, charges and maximum commissions is available on request from the manager. The annual management fee is levied monthly on the daily value of the Fund, and no performance fees are charged. Commission and incentives may be paid and if so, would be included in the overall costs.

CIS are traded at ruling prices and can engage in scrip lending and borrowing (except for the Element Islamic Funds). Transaction cut-off time is at 14h30 daily, and the Fund is valued daily at 15h00 using forward pricing. Fund prices are published each business day at [www.elementim.co.za](http://www.elementim.co.za) and in select media publications.

CIS are generally medium- to long-term investments. The value of participatory interests may go down as well as up and past performance is not necessarily a guide to the future. The manager does not provide any guarantee with respect to the capital or the return of the Fund. Fluctuations or movements in exchange rates may cause the value of underlying international investments to go up or down.

The Fund may be closed to new investments at any time in order to be managed in accordance with its mandate.  
Element Unit Trusts Limited's trustee is Nedbank Limited, PO Box 1144, Johannesburg, 2000, Tel: (011) 534 6557.

**TER, TC AND TIC INFORMATION**

The fund has a Total Expense Ratio (TER) of 1.89% pa. This means 1.89% of the average Net Asset Value of the portfolio was incurred as charges levies and fees.  
The fund has Transaction Costs (TC) of 0.49% pa. This means 0.49% of the average Net Asset Value of the portfolio was incurred as costs relating to the buying and selling of the assets underlying the Fund.  
The fund has Total Investment Costs (TIC) of 2.38% pa. This means 2.38% of the average Net Asset Value of the portfolio was incurred as costs relating to the investment of the Fund.  
A higher investment cost does not necessarily imply a poor return, nor does a low investment cost imply a good return. The current investment cost cannot be regarded as an indication of future investment costs.  
Calculated for the period: 1 April 2014 to 31 March 2017

**GENERAL RISKS**

The Risk Profile depicts the relative level of risk based on how much the value of the Fund has fluctuated since its inception (or an estimate if the Fund has a track record shorter than ten years), combined with the Fund's maximum allocation to equities which is deemed to be the most risky asset class. The "LOW" end of the risk scale is generally associated with potentially lower rewards whilst a "HIGH" rating reflects higher risk but potentially higher rewards.

**SPECIFIC RISK ASSOCIATED WITH THE FUND INCLUDE:**

**Macro-economic risk:** Investments are sensitive to the developments in the economy, such as changes in interest rates, the value of the currency, the inflation rate, government policies, tax rates, and the Reserve Bank's policies, amongst others.

**Liquidity risk:** The liquidity of a security (albeit a share or income instrument) is a function of its trading volume. A compression in the volume of securities available for trade could affect the manager's ability to transact, which in turn, could lead to substantial losses for the fund.

**Third party operational risk:** The Fund's operations depend on third parties. The operational failure of a third-party may have an adverse effect on investors.

**RISKS ASSOCIATED WITH INVESTING IN EQUITIES**

**Non-diversification risk:** The Fund aims at minimising company-specific risks through diversification. However, at times, a particular sector may comprise a sizeable proportion of the Fund's total assets and expose it to the risk of non-diversification.

**Corporate performance risk:** When determining the intrinsic value of a company, we attribute a certain level of future operational performance for this company. However, the company might not perform as per our expectations and this could negatively impact the share price and thus our fund. In the event of a company default, the owners of the company's shares rank last in terms of any financial payment from that company and may receive nothing upon liquidation.

**Derivatives risk:** The use of derivatives may increase the overall risk in the Fund by multiplying the effect of both gains and losses.

**RELATIVE PERFORMANCE RISK**

Since the fund is managed with a relatively high tracking error, there is a risk that the fund from time to time performs significantly differently to the benchmark.

**Note that the provided information does not constitute advice. In terms of the Financial Advisory and Intermediary Services Act, Financial Service Providers' (FSPs) should not provide advice to investors without appropriate risk analysis and after a thorough examination of a particular client's financial situation. All information provided is product related, and is not intended to address the specific circumstances of any potential investor.**

**Additional information such as fund prices, brochures, application forms and a schedule of fund fees and charges is available on our website, [www.elementim.co.za](http://www.elementim.co.za) or alternatively please contact us directly using the details at the bottom of the page.**

**CONTACT DETAILS**

TEL + 27 21 426 1313 FAX +27 21 426 1000 [info@elementim.co.za](mailto:info@elementim.co.za) [www.elementim.co.za](http://www.elementim.co.za)  
405 Manhattan Place, 130 Bree Street, Cape Town, 8000. PO Box 13, Cape Town, 8000

ELEMENT UNIT TRUSTS LIMITED IS AN AUTHORISED FINANCIAL SERVICES PROVIDER, A FULL MEMBER OF THE ASSOCIATION FOR SAVINGS & INVESTMENT SA (ASISA) AND IS REGISTERED UNDER THE CIS CONTROL ACT.