

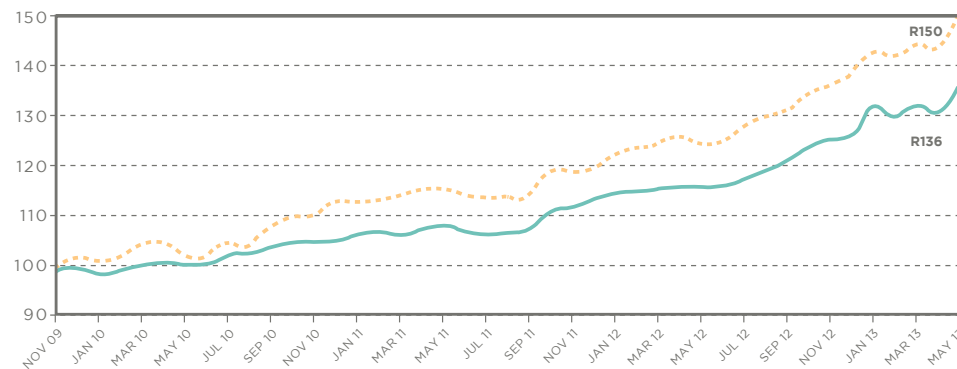
FUND OBJECTIVE

The Element Balanced Fund aims to provide investors with a steady growth of capital and income over the long term while minimising downside risk. The manager aims to do this by investing in an actively managed balanced portfolio. The portfolio complies with the legislation governing retirement funds i.e. Regulation 28 of the Pension Funds Act (Act 24 of 1956). Element Investment Managers signed the United Nations Principles for Responsible Investment (PRI) in May 2006. In signing the PRI, we have committed to adopt and implement them where consistent with our fiduciary responsibilities. We believe that this improves our ability to meet commitments to investors as well as better align our investment activities with the broader interests of society. Element Investment Managers is the first South African investment manager to sign the PRI.

SUITABLE FOR INVESTORS WHO:

- Have a moderate risk profile with a medium- to long-term investment time horizon
- Wish to save for their retirement
- Wish to delegate the asset allocation function to an experienced investment management team

TRACK RECORD



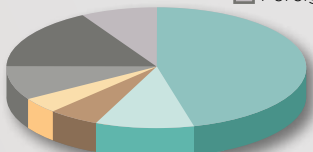
— Element Balanced Fund Value of R100 invested at inception (income reinvested)
- - - Benchmark

PERFORMANCE (Net of fees)

	Fund	Benchmark
Since inception (un-annualised)	35.9%	50.4%
Since inception (annualised)	8.9%	12.1%
3 year (annualised)	10.8%	13.5%
Last 12 months	17.8%	20.6%

ASSET ALLOCATION

Net Equity	49%	Inflation-linked Bonds	3%
Listed Property	10%	Money Market incl. Cash	7%
Nominal Bonds	5%	Foreign Equity*	18%
		Foreign Income*	8%



*Hedged currency exposure: 11%

INCOME DISTRIBUTION (Last 12 months)

Date	Distribution (cpu)	Local Dividend (cpu)	Foreign Dividend (cpu)	Local Interest (cpu)	Foreign Interest (cpu)
September 12	1.91	0.62	0.38	0.82	0.09
March 13	1.19	0.33	0.11	0.61	0.14

The Element Balanced Fund declares a distribution half yearly.


STATUTORY INFORMATION

Figures quoted are from Element Investment Managers (Pty) Limited, for the period ended May 2013, for a lump sum investment, using NAV-NAV with income distributions reinvested. Benchmark figures quoted are the Average of Prudential Variable Equity category up to end December 2012 and Average of SA Multi Asset High Equity thereafter. Collective Investment Schemes in Securities (CIS) are generally medium- to long-term investments. The value of participatory interests may go down as well as up and past performance is not necessarily a guide to the future. CIS prices are calculated on a Net Asset Value (NAV) basis, which is the total value of all assets in the portfolio, including any income accrual and less all permissible deductions from the portfolio. CIS are traded at ruling prices and can engage in borrowing and scrip lending. Different classes of participatory interests apply to this portfolio and are subject to different fees and charges. A schedule of fees, charges and maximum commissions is available on request from Element Unit Trusts Limited. Commission and incentives may be paid and if so, would be included in the overall costs. Fluctuations or movements in exchange rates may cause the value of underlying international investments to go up or down. This portfolio is valued daily at 15h00 and forward pricing is used. The portfolio may be closed. Element Unit Trusts Limited is a full member of the Association for Savings & Investment SA (ASISA).

CONTACT DETAILS

TEL +27 21 426 1313 FAX +27 21 426 1000 info@elementim.co.za www.elementim.co.za
8TH FLOOR 125 BUITENGRACHT ST CAPE TOWN 8001 PO BOX 13 CAPE TOWN 8000 REPUBLIC OF SOUTH AFRICA

RISK PROFILE



PORTFOLIO MANAGERS

Terence Craig
Johny Lambridis
René Prinsloo
Jeleze Hattingh

LAUNCH DATE

November 2009

CURRENT SIZE

R122 million

NAV PRICE

126.78 cents

BENCHMARK FROM

1 JAN 2013

Average total return of the South African Multi Asset High Equity category

BENCHMARK FROM

INCEPTION TO 31 DEC 2012

Average total return of the Domestic Prudential Variable Equity category

FUND CLASSIFICATION

South African Multi Asset High Equity

FUND INFORMATION

Minimum investment

R5 000 lump sum
R500 debit order

Maximum initial advisor fee
3.42% (incl. VAT)

Annual management fee
1.71% (incl. VAT)

TER

1.97%*

TOP 10 SHARE HOLDINGS

(excl. pref shares)

SHARE	% OF FUND
SASOL	5.4
ANGLOS**	4.8
ANGLOGOLD	4.0
ALTECH*	2.8
OLD MUTUAL PLC	2.3
REINET	2.3
GOLD FIELDS	2.1
STANDARD BANK	1.8
TONGAAT	1.7
TSOGO SUN	1.7
TOTAL	28.9

**Including Anglo American Stub Certificates
*Altech is subject to a take-over offer from its parent company

*The Element Balanced Fund Class A has a Total Expense Ratio (TER) of 1.97% pa. This means 1.97% of the average Net Asset Value of the portfolio was incurred as charges, levies and fees. A higher TER does not necessarily imply a poor return, nor does a low TER imply a good return. The current TER cannot be regarded as an indication of future TERs.